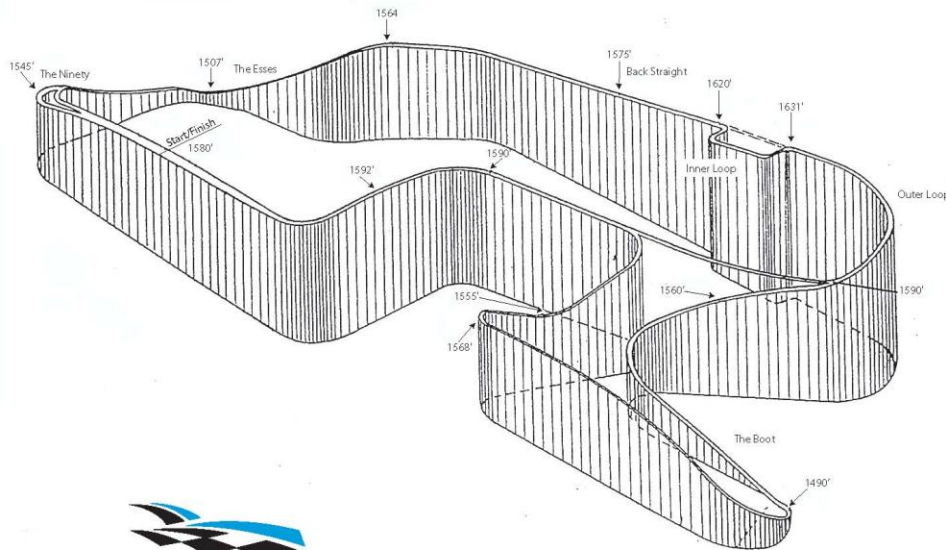


WATKINS GLEN DRIVER'S EDUCATION PARTICIPANT PREPARATION INFORMATION

Watkins Glen International Track Elevation Map



Short Course with Inner Loop - 2.45 Miles
Long Course with Inner Loop - 3.40 Miles

ELEVATION IN FEET FROM SEA LEVEL
- Not to scale -

Allegheny Region Porsche Club of America



May 11 - 13, 2012

(Version 3 - updated April 16, 2012)

1. Overview:

This package contains important information regarding the Allegheny Region driving education event at Watkins Glen on 12 and 13, 2012. Note, there is a separate Addendum for lapping day, Friday, May 11 2012.

This package is divided into several sections:

1. **Overview:** This section that highlights the overall document structure and a few key reminders
2. **Event preparation:** This includes information how you should prepare before the event.
3. **On-Site information:** What you need to know when arriving to and being on-site.
4. **Hotel Information:** Where you might want to stay when at Watkins Glen.
5. **Watkins Glen Maps:** Identifying location of track, course, paddock, and garage areas.
6. **Waiver of Liability:** Please take some time to review the waiver of liability
7. **Forms & Agreements:** to be filled out and brought with you
 - 2012 Tech Update & Safety Inspection Form

Announcements & Key Reminders

- **Registration:** Car Safety Checks occur in Garages 1 and 30 and participant registration is in Garages 2 and 29. These are open:
 - Friday evening from 4:30 PM and 7:00 PM (HIGHLY recommended), and
 - Saturday from 7:00 AM to 7:45 AM

Complete the Car Safety Check first then proceed to Registration. At Registration you will:

- Turn in your approved Safety Inspection form and
- Show your driver's license.

Please have this information ready for the Registrar.

NOTE: We require a SNELL Rated **SA2005 or newer Helmets**. If you show up to the event with a helmet not rated SA2005 or SA2010 you will not be able to participate!

If you arrive late (after 7:45 AM) on Saturday morning go to the Driver's Meeting then see the event chair who will arrange for your vehicle to be inspected as soon as time permits . Failure to be at driver's meeting is potential grounds for disqualification from this event.

- **Safety Inspection:** The enclosed Safety Inspection forms must be filled out prior to arrival at the event. A couple of key points:
 - Please have your car safety inspected by a qualified inspector prior to the event to ensure it complies with each of the items on the inspection form, then fill out all information requested on both forms and bring them with you to registration. Those who do their own maintenance work on their vehicle can sign their form as SELF INSPECTED. However, we highly recommend that your have your vehicle inspected regularly by a professional inspection facility.
 - Instructors can "self tech" their car but must still complete the required form.

- We have had several incidents of cars having brake problems during the event where drivers have noted brakes getting very spongy and to the point of running out of braking force during a driving session. A leading cause for this is not flushing/bleeding the brake system before coming to an event. If you have not had the brake fluid changed or at least had a thorough brake bleeding done within the past year, **MAKE SURE** you do this before coming to the event. Preferably, a complete brake fluid change and brake bleed should be done before ANY track event you do, not just as a yearly service.
- **Track Walk Friday Evening:** We had a great success with a track walk at Mid-Ohio so we have decided to this to our event at The Glen. We were able to schedule this from 5:15 PM – 6:15 PM Friday Evening. Ken Pryor, one of our instructors and a very successful PCA club racer will be leading the walk/discussion.

Since WGI is a long track we will be using cars to move between locations where we'll get out and discuss the track. We'll use some tow vehicles / SUV's to move people around the track. (Note: If you want to attend you will need to complete the safety check and registration BEFORE 5:15 PM on Friday.) The cars that we will take out on track will line up in the staging area along garages 17 – 30.

- **Meetings:** Keep in mind that driver's meetings and classroom sessions are **MANDATORY**.
- **Saturday Dinner at The Media Center:** If you have not yet signed up for dinner you may have an opportunity when registering. Check to see if there is still room!
- **Waiver of Liability:** Take time to review the Waiver of Liability. You will be required to sign this Release as part of the Registration Process. It is included here so that you will have time to read it prior to the event. You do not need to bring this Release with you as a preaddressed one will be provided for you to sign at Registration.

Hopefully, this information will provide you with the necessary basic information to prepare for and enjoy this event. Details are provided in the next sections of this package. If you have any questions, please contact one of the following Event Chairs below.

<p>Bob Nadin 724.935.2246 evenings before 9:00 PM Nadnr15@yahoo.com</p>	<p>Dale Rabeneck 412-877-4361 evenings before 9:00 PM dalerrabeneck@gmail.com</p>
---	---

2. Event Preparation

I. *Vehicle Preparation*

Safety Inspection: Please review the **2012 ARPCA Tech Update & Safety Inspection Forms**. The items on the **Safety Inspection Form** numbered 1 -15 under "initial each item" are designated inspection items that should be checked by your mechanic and signed off in the location indicated as INSPECTION FACILITY well in advance of the event. If you do your own maintenance on your vehicle you can sign the form as SELF INSPECTED. However, we highly recommend that you have your car safety inspected by a professional facility to ensure it complies with each of the items on the inspection form.

You are responsible for the safety and preparation of your own vehicle. The Allegheny Region safety inspection is a check to insure that you have complied with our requirements; it is NOT an overall safety check. You should have a qualified person or organization inspect your car to insure that it is safe for this event. Also, the wear-and-tear at these events is much heavier than during street driving. Check your car before each of your run sessions, especially in regards to tire condition, brake fluid level, and wheel torque.

Seat Belts / Restraints: ALL participant vehicles must have TWO seats with equal restraints for the driver and the passenger. This applies to ALL run groups, including instructors. If you show up without a second seat or without equal restraints, your car will fail tech inspection and you will not be allowed on the track. **There will be NO EXCEPTIONS and NO REFUNDS.**

Prior to your first driving session, if you have 5 or 6 point harnesses instead of OEM 3 point belts, in your vehicle (**note: 4 point harnesses are no longer allowed UNLESS they are the Schroth DOT approved antisubmarine type**), do your instructor a favor and loosen up all of the belts for him/her. These systems are a lot easier to tighten up than loosen; this could save time for you by reducing the effort needed to get strapped in and thereby minimize lost track time.

Cars Not Permitted: All open wheeled cars are prohibited. All cars with an open cockpit like a Lotus 7 or Caterham are prohibited. All cars requiring methanol based fuels are prohibited. Should there be any question about the suitability and safety of a vehicle, the final determination will be made by the Chief Instructors/Safety Chair

Open Cars: If you have an open car, please check the Safety Inspection Form for requirements for open cars. These are:

Cars without tops: Require roll bar, 5 or 6 point harnesses and arm restraints

Cars running with soft tops: Require roll bar only

Cars running with hardtops: Meet same standards as closed cars

Roll Bar: MUST be over top of driver and passenger's heads with helmet on. "Driver" and "Passenger" is defined as a person 5' 10" or taller. Bar height will be checked at track inspection via "broomstick" running from windshield top to bar top; driver and passenger helmet top must be underneath it. Cars with hard roofs (incl. Targas) must run with sunroof/hatch closed or else must meet same standards as open cars without tops.

What to Bring: It is recommended that you bring extra oil, brake fluid, tire pressure gauge, paper towels/clean rags, Windex, small tools, antifreeze, and other items that might be needed if a minor problem occurs with your car. Make sure that these items are removed from your car prior to inspection. You must also remove all loose items from the car and all items from the glove box.

In-car Cameras: Cameras are allowed to be mounted in cars. **HOWEVER**, they **MUST** be mounted

- using a commercially built mount
- must be mounted metal-to-metal (nylon tie rings, etc. unacceptable)
- must be no closer than 1 ft from either driver or passenger
- open cars must have camera mounted below roll bar line

We will be spot-checking cars as they enter pit lane; any cars with problematic mounts will not be allowed on the track.

Tires: Vehicles with both street and track tires are permitted to go through safety inspection with which ever tires you want. We will check these for safety compliance. After this inspection, if you want to change your tires, you are at your liberty to do so and the safety of the installation is your responsibility.

II. Driver Preparation

Helmet standard is a minimum of **SNELL 2005** or later. SNELL "SA" recommended. We will check the helmet rating sticker during the inspection so please make sure your helmet is properly marked and that you can easily show it to the inspector.

The following apparel is the minimum required when driving at the event.

- Long sleeve 100% cotton shirt
- Long 100% cotton pants (blue jeans usually apply)
- Cotton socks and leather or canvas shoes with thin soles

You will be out in the open for a good part of the weekend; plan on appropriate clothing (in cold/foul weather extra dry clothing is recommended). Pack rain/foul weather gear if prediction is for this, plus sun guard and headgear for summer events. **We run regardless of weather conditions.**

Driver Training Manual

Porsche Owners Club (POC) has developed an excellent Driver Training Manual which provides a very good perspective on what is necessary to master in order to drive well on track. Key topics which are covered include:

- Seating & Steering Position
- Contact Patch
- Cornering Technique
- Heel & Toe Technique
- Trail Brake Technique

You can find this information here:

<http://www.porscheclub.com/pdf/DriverTrainingManualRSCRev1.doc.PDF>

Videos

There are a set of videos published by ***Hooked On Driving*** that are very good. You can find them here: <http://www.hookedondriving.com/videos/hooked-on-driving-videos>. A few of the topics include:

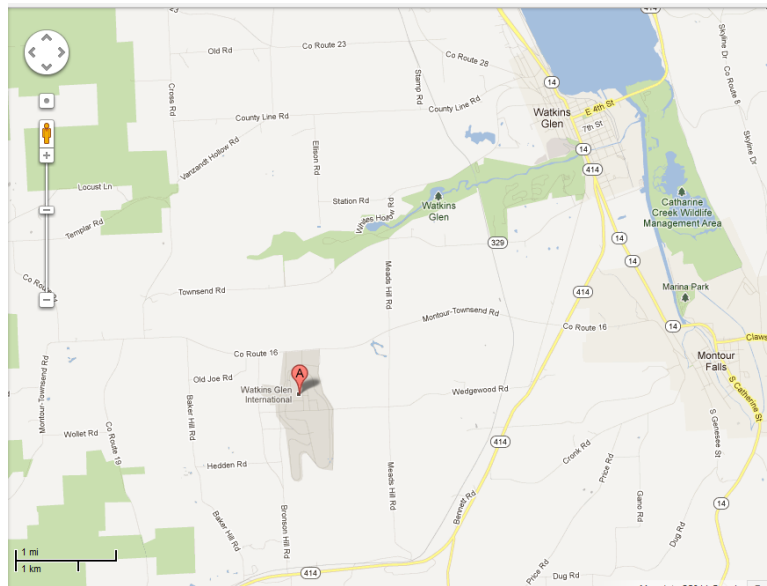
- **The Track Day Experience** - David Ray of Hooked on Driving talks explains what a track day is. Track days are opportunities to drive your street car on a race track in a supervised and coached high performance driving environment.
- **What is 7/10ths Driving** - The Safe Driving Philosophy of high performance driving with Hooked on Driving is to drive your car at 70% of your maximum driving control limit. This avoids pushing your abilities at a track day event and ending up in problems.
- **The Flags: A Key to Your Safety** – This covers the signal flags that the driver will encounter during a track day high performance driving event while driving their car on a race track.
- **Track Day Driving Dynamics with Randy Pobst** – Randy talks about bringing their street car to the race track safely. Randy talks about the technical aspects of driving with front wheel drive and all wheel drive on the race track. Track days means all types street cars are welcome to drive together in a high performance environment.

3. On-Site Information

I. Directions to Track

From town of Watkins Glen:

- 1) Take Rte. 414 south from center of town, climb hill to top.
- 2) After reaching top of hill, turn right on County Route (C. R.) 16.
- 3) Stay on C.R. 16 for approx. 1 mile. The track entrance will be on your left.
- 4) After entering track at Gate 2, follow road to Y-intersection, bear right through underpass (underneath track), follow road to garage/paddock area.



Review the attached map.

II. Tech Inspection and Registration

Tech Inspection & Registration is open Friday evening from 5:00 PM to 7:00 PM and Saturday morning starting at 7:00 AM. If possible complete Tech Inspection and Registration on Friday evening - you will then have a bit more time to catch some extra winks and a leisurely breakfast on Saturday morning.

Enter the track through Gate 2 (see "Facility Map" and follow the access road up to the "South Paddock/Garage" area.

REMINDER: Get car inspected **FIRST**, then go to Registration.

This will occur by Garages 1 and 2; see diagram called "Garages and Staging".

Tech Inspection: Unload your car of all loose items except for your helmet (spare tire can remain if bolted down, but jack, tire compressor, and tools should be removed along with all loose items in glove box, map pockets, under seats, etc.).

Your car is to be presented to the Tech Inspectors ready to run. Please bring your helmet. Open cars should be prepared to demonstrate compliance with the roll bar rule (see Safety Inspection Form. Please stay by your car during inspection; you will have to turn on the key and apply the brake for us to check brake lights.

Registration: Have your tech Safety Inspection form and driver's license ready. You will sign our waiver, sample is attached for you to read prior to the event, receive your car number, schedule, instructor assignment and if applicable, garage number.

If you arrive **late** (after 7:45 AM) go to the Driver's Meeting then see event chair who will arrange for your vehicle to be inspected as soon as time permits . Failure to be at driver's meeting is potential grounds for disqualification from this event.

When Registered: When the registration process is complete you will receive an envelope with the following information:

1. **Label with Registration Details.** The sample on the right outlines that John Doe is in run-group C and car #1. John's instructor is Kyle Hegg and John is sharing the car with Jane Doe.
2. **Garage Rental:** John Doe has rented a garage and is in space G15-1. Note – there are two spaces in each garage.
3. **Dinner Reservations:** John has purchased two dinner reservations for dinner at the Media Center.
4. **Run-Group Car Number.** Inside the envelope will be a car numbers in this case C-1 which you affix to the top center of your windshield, and to the left and right rear windows.
5. **Event Schedule.** The event schedule provides the time and location where each run group will be during the weekend. This includes when you will be on-track and when you will be in the classroom.
6. **Run Group Listing.** This outlines which drivers are assigned to each run group.

ARPCA WGI 2012			
Doe, John		C-1	
2010 Porsche GT3			
Amount Due:	0	Lapping Day:	No
Dinner Tickets:	2		
Instructor: Hegg, Kyle			
Sharing Car: Doe, Jane			
Garage: G15-1			
Other:			

Example

III. Vehicle Parking

Tow Vehicle Parking: Any support vehicles you have (Pick-ups, SUV, ATV, etc) must be parked outside of the chain link fence area. We need all of this area inside of the chain link fence open to insure proper ingress and egress from the track during the event.

Parking your track car: You can park your car outside of the garages along the chain link fence surrounding them (nose in or tail in; no parallel parking).

Use of Garages: If you have rented a garage during your registration on MotorSportReg.com you are required to sign a Garage Rental Agreement during the registration process.

Note: The use of garages is limited to individuals who have reserved and paid for a garage and who have signed a user agreement. **No Exceptions!**

The garage assignment example included here will be provided to those who have reserved a garage.

Note: NO gasoline storage or transfer in the garages!

Instructor parking in Pit Lane: Instructors can leave their cars on Pit Lane. There is no instructor parking in pit lane between pit entry and pit exit. This area is reserved so that students can pull out of the traffic flow to drop off instructors. Instructors may park in pit lane either before (to the right of) pit entry or after (to the left of) pit exit. Instructors, if you do not park in Pit Lane you will have to follow the student guidelines regarding car and tow vehicle/trailer parking.

IV. During the Event

PA Systems and Announcements: We will have a PA system provided by the track so we will be able to get the word out for run group staging, classroom reminders and announcements. As an aid, Watkins Glen now has the PA information transmitted over an FM band. So it might be helpful to bring along a pocket or headset FM radio tuned to 89.5FM to help you hear any announcements made.

Listen carefully. Don't be late for your staging or class.

Vehicle Traffic: If you have not been to the Glen recently new traffic patterns for entering the garage area are in effect. See the attached map titled "Watkins Glen International – Facility Map" showing how to drive to the garage area after entering the track grounds. If you are unfamiliar with the area there is also a map attached that will show you how to get to the track. **ENTER USING GATE 2!**

Classroom Sessions: Classes are being held in the new Media Center adjacent to the garages. Copies of all classroom material can be down loaded from our web site, www.ARPCA.com, the week before the event. Copies will not be available in the classroom sessions themselves. Keep in mind that driver's meetings and classroom sessions are **MANDATORY.**

Concession Stand: The concession stand WILL BE CLOSED. .

Visitors: Are friends/family coming to the track to meet you? Watkins Glen has the policy of not allowing anybody in unless they are on a participant list which we will supply them before the event. Therefore, if ANY non-participants (i.e., not a student or instructor) are coming to this event, either with you or meeting you at the track, please fill out the attached guest list and send it to Bob Nadin, contact information listed below on page 3 at least a week before the event. Also, if the list changes after you send it, please let us know this ASAP. Failure to do this and these non-participants won't be allowed into the track grounds. **Note: This is Watkins Glen's policy, not ours.**

Saturday Night Dinner at the Glen: We will be hosting a dinner on Saturday night. It will be in the Media Center. Either add this to your registration on MSR OR check at the registration desk, we may still have a few seats left!

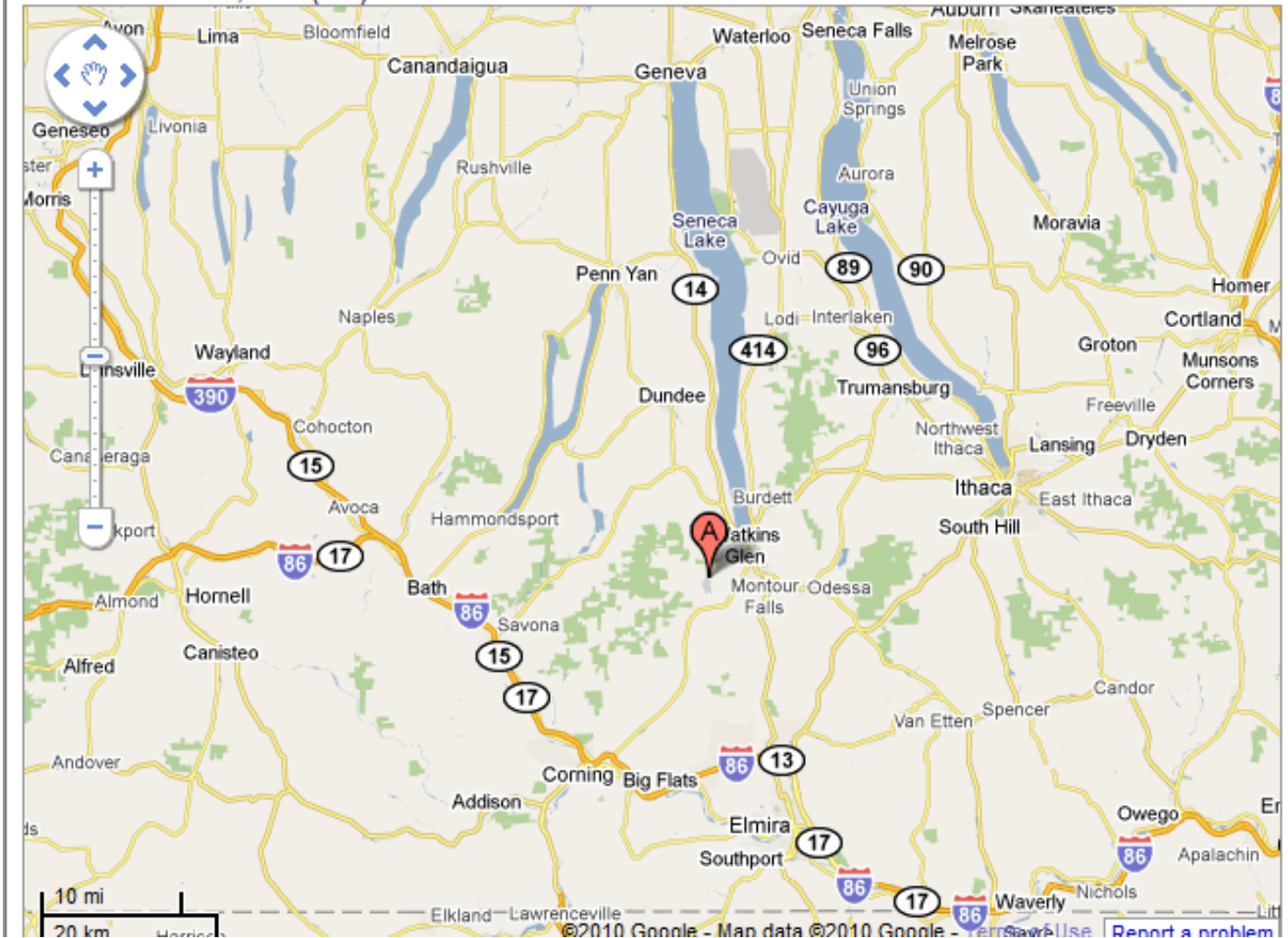
4. Motel List

Seneca Lodge Rte. 329 and C. R. 17 607/535-2014	Glen Motor Inn Rte. 14, just north of town 607/535-2706
Budget Inn (In Watkins Glen) 435 S. Franklin St. 607/535-4800	Seneca Clipper Inn (In Watkins Glen) 436 S. Franklin St. 607/535-2441
Hawaii on the Lake Rte. 14, 3 mi. north of town 607/535-4232	Colonial Inn & Motel (In Watkins Glen) 701 N. Franklin St. 607/535-7545
Villager Motel (in Watkins Glen) 106 E. 4th St., Watkins Glen 607/535-7159	Madison Guest House (in Watkins Glen) 413 S. Madison Ave. 607/535-9096
Glen Way Motel (in Watkins Glen) 212 S. Franklin St. 607/535-4258	Anchor Inn & Marina (in Watkins Glen) 3425 County Rd 30 607/535-4159
Falls Motel (in Montour Falls) 239 N. Genesee St. 607/535-7262	Relax Inn (in Montour Falls) 100 Clawson Blvd. 607/535-7183
Chalet Leon(in Burdett) 3835 St. Rte 414 607/546-7171	Chieftain Motel (in Watkins Glen) 3815 St. Rte 14 607/535-4759

5. Watkins Glen Maps

Watkins Glen Raceway Location

A. **Watkins Glen Race Track See
Watkins Glen International**
Watkins Glen, NY - (607) 535-2487

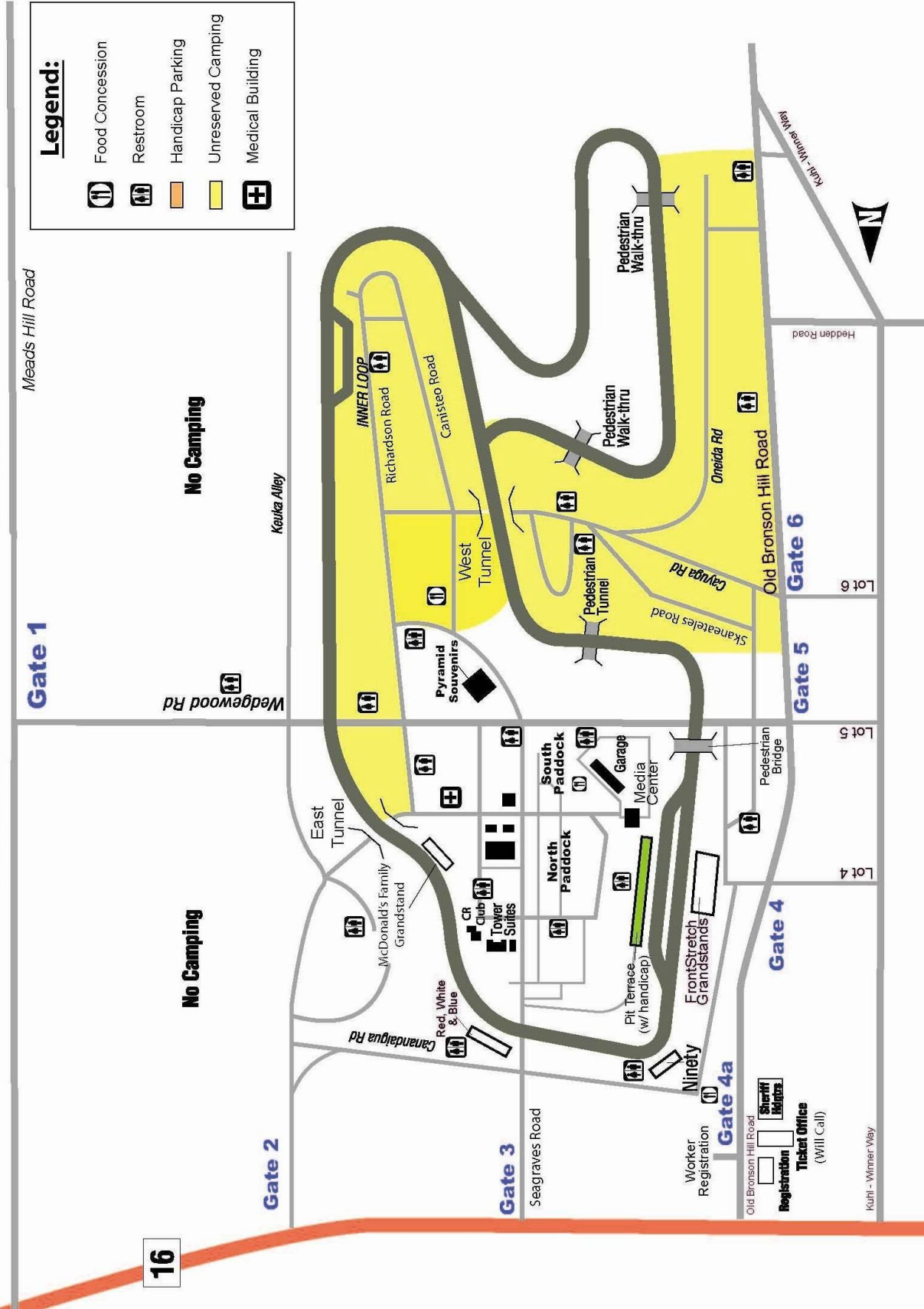


Watkins Glen Raceway Entrance

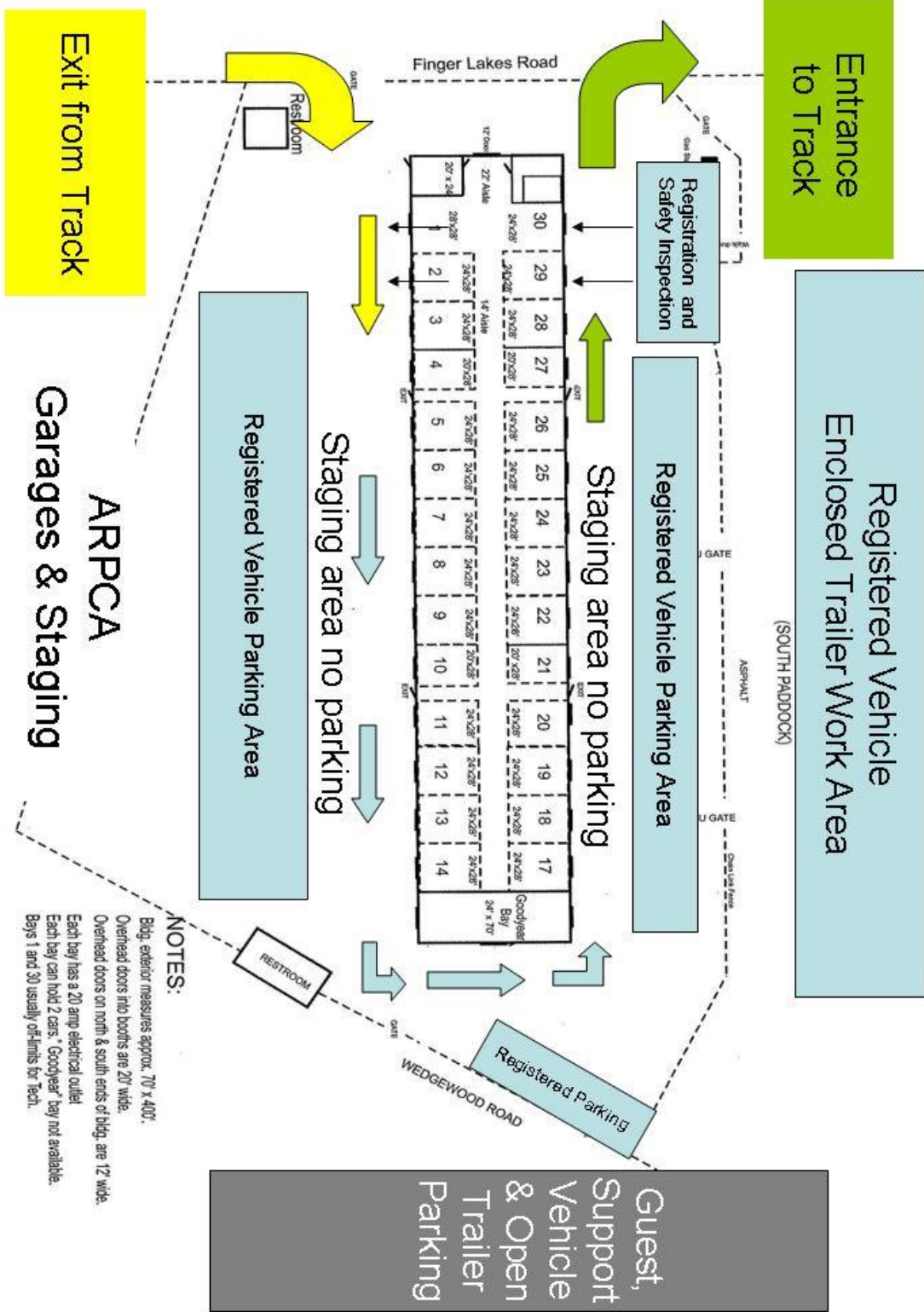


WGI Track Map

Watkins Glen International General Event Facility Map



Vehicle Flow



WGI Garage Areas (example)

Note: Actual Map provided at registration

Watkins Glen Garage Rental Assignments

Driver	Garage	Bay	Garage	Bay	Driver	
Track						
Garage Classroom			Exit	Not Used		
ARPCA Tech & Safety			1	1	APRCA Tech & Safety	
			1	2		
Gaudio, Ralph (1)			2	1	Rabeneck, Dale (1)	
Pryor, Larry (1)			2	2	Nadin, Bob (1)	
			3	1	28 1 Mueller, Thomas (1)	
			3	2	28 2 Schrenker, John (1)	
Bursick, Daniel (1)			4	1	27 1 Pigman, Paul (1)	
Day, Charlie (1)			4	2	27 2 Laffey, Michael (1)	
Warden, Robert (2)			5	1	26 1 Demchak, William (1)	
			5	2	26 2 Bernier, James (1)	
Exit			Exit			
Kriebel, James (2)			6	1	25 1 Neff, Jack (1)	
Kriebel, Shane (0)			6	2	25 2 Zandfard, Shahin (1)	
Core, Drake (2)			7	1	24 1 Marsh, Gary (1)	
Clay, Michael (0)			7	2	24 2 Haynes, Lathe (1)	
Cline, William (2)			8	1	23 1 Ferraro, Mike (2)	
Houck, Rick (0)			8	2	23 2 Mueller, Karl (1)	
Topolski, R.J. "Bob" (1)			9	1	22 1 Woodruff, Jim (1)	
Miller, R Wade (1)			9	2	22 2 Cannatti, James (1)	
Griffith, Bob (1)			10	1	21 1 Ellis, Gary (1)	
Marquis, James (1)			10	2	21 2 Schober, Scott (1)	
Exit			Exit			
Donohue, Bruce (1)			11	1	20 1 Brussel, Dana (1)	
Herald, Geoff (1)			11	2	20 2 Bamber, Fred (1)	
Darcy, Ken (1)			12	1	19 1 Cinque, Chuck (1)	
Sazama, Donald (1)			12	2	19 2 Pettee, Allen (1)	
Porritt, Charlie (1)			13	1	18 1 Wakefield, Neville (1)	
Sulouff, Bill (1)			13	2	18 2 Phillips, Richard (1)	
Hegg, Kyle (1)			14	1	17 1 Irish, David (1)	
Iannoli, Pasquale (1)			14	2	17 2 Petroski, James (1)	
Shand, Gregory (1)			15	1	16 1 Driscoll, James (1)	
Shemaka, Gary (1)			15	2	16 2 Drankiewicz, Kristopher (1)	

Paddock

Paddock

Staging / Lineup

NOTE: You will be *required* to sign this Release as part of the Registration Process. It is included here so that you will have time to read it prior to the event. You do not need to bring this Release with you as a preaddressed one will be provided for you to sign at Registration.

**RELEASE AND WAIVER OF LIABILITY
ASSUMPTION OF RISK AND INDEMNITY AGREEMENT
ARPCA Watkins Glen Driver's Education May 11-13, 2012**

IN CONSIDERATION of being permitted to compete, officiate, observe, work for, or participate in any way in the EVENT(S) or being permitted to enter for any purpose any RESTRICTED AREA (defined as any area requiring special authorization, credentials, or permission to enter or any area to which admission by the general public is restricted or prohibited including but not limited to the competition area and any hot pit area), EACH OF THE UNDERSIGNED, for himself, his personal representatives, heirs, and next of kin:

1. Acknowledges, agrees, and represents that he/she has or will immediately upon entering any of such RESTRICTED AREAS, and will continuously thereafter, inspect the RESTRICTED AREAS which he enters and he further agrees and warrants that, if at any time, he is in or about RESTRICTED AREAS and he feels anything to be unsafe, he will immediately advise the officials of such and will leave the RESTRICTED AREA and/or refuse to participate further in the EVENT(S). I acknowledge that I may not have the opportunity to inspect any RESTRICTED AREA prior to the event.
2. HEREBY RELEASES, WAIVES, DISCHARGES AND COVENANTS NOT TO SUE the promoters, participants, racing associations, sanctioning or administrative organizations or any affiliated entities thereof, track operators, track owners, officials, car owners, drivers, pit crews, rescue personnel, any persons in any RESTRICTED AREA, sponsors, advertisers, owners, lessors, and lessees of premises used to conduct the EVENT(S), premises and event inspectors, surveyors, underwriters, brokers, consultants and others who give recommendations, directions, or instructions or engage in risk evaluation or loss control activities regarding the premises or EVENT(S) and for each of them, their directors, officers, agents and employees, all for the purposes herein referred to as "Releasees", FROM ALL LIABILITY TO THE UNDERSIGNED, his personal representatives, assigns, heirs, and next of kin FOR ANY AND ALL LOSS OR DAMAGE, AND ANY CLAIM OR DEMANDS THEREFORE ON ACCOUNT OF INJURY TO THE PERSON OR PROPERTY OR RESULTING IN DEATH OF THE UNDERSIGNED ARISING OUT OF OR RELATED TO THE EVENT(S), WHETHER CAUSED BY THE NEGLIGENCE OF THE RELEASEES OR OTHERWISE.
3. HEREBY AGREES TO INDEMNIFY AND SAVE AND HOLD HARMLESS the Releasees and each of them FROM ANY LOSS, LIABILITY, DAMAGE, OR COST INCLUDING BODILY INJURY OR PROPERTY DAMAGE they may incur arising out of my presence or participation in the EVENT(S), WHETHER CAUSED BY THE NEGLIGENCE OF THE RELEASEES OR OTHERWISE.
4. HEREBY ASSUMES FULL RESPONSIBILITY FOR ANY RISK OF BODILY INJURY, DEATH OR PROPERTY DAMAGE arising out of or related to the EVENT(S) whether caused by the NEGLIGENCE OF RELEASEES or otherwise.
5. HEREBY acknowledges that THE ACTIVITIES OF THE EVENT(S) ARE VERY DANGEROUS and involve the risk of serious injury and/or death and/or property damage. Each of THE UNDERSIGNED also expressly acknowledges that INJURIES RECEIVED MAY BE COMPOUNDED OR INCREASED BY NEGLIGENT RESCUE OPERATIONS OR PROCEDURES OF THE RELEASEES.
6. HEREBY agrees that this Release and Waiver of Liability, Assumption of Risk and Indemnity Agreement EXTENDS TO ALL ACTS OF NEGLIGENCE BY THE RELEASEES, INCLUDING NEGLIGENT RESCUE OPERATIONS and is intended to be as broad and inclusive as is permitted by the laws of the Province or State in which the Event(s) is/are conducted and that if any portion thereof is held invalid, it is agreed that the balance shall, notwithstanding, continue in full legal force and effect.

I HAVE READ THIS RELEASE AND WAIVER OF LIABILITY, ASSUMPTION OF RISK AND INDEMNITY AGREEMENT, FULLY UNDERSTAND ITS TERMS, UNDERSTAND THAT I HAVE GIVEN UP SUBSTANTIAL RIGHTS BY SIGNING IT, AND HAVE SIGNED IT FREELY AND VOLUNTARILY WITHOUT ANY INDUCEMENT, ASSURANCE, OR GUARANTEE BEING MADE TO ME AND INTEND MY SIGNATURE TO BE A COMPLETE AND UNCONDITIONAL RELEASE OF ALL LIABILITY TO THE GREATEST ALLOWED BY LAW.



2012 ARPCA Tech Update

As a part of our continuous effort to elevate the quality and safety of the driving events offered to you by the Allegheny Region of the Porsche Club of America, we have made some modifications to our Technical Inspection Process for our 2012 season. Using guidelines published by the Porsche Club of America, we have modified our Safety Requirements to include the following.

NOTE: Vehicles not meeting these minimum safety requirements will not be allowed to participate in the event. The owner of the vehicle will be given the opportunity to remedy any shortcomings and to be re-inspected, as time permits, and if passed then allowed to participate. There will be no refund of any fees if your vehicle does not meet these requirements and you are not able to participate

Your vehicle will be presented to the Track Tech Inspector, ready to run.

WINDSHIELD & MIRRORS - No cracks. Functional wipers with good blades. - At least one securely mounted rear view mirror

BRAKE LIGHTS - Functional

PEDALS - Free return & in good operating condition. Firm brake pedal. **THROTTLE RETURN**- Freely operating linkage & good springs

BRAKES & BRAKE FLUID - Sufficient brake linings or pads. No cuts or abrasions in brake lines. Check rotors condition. Brake fluid should be flushed prior to all high speed track events. At the very least, manufacture's recommendations should be followed. Fluid level should be topped up to maximum factory level.

HARNESSES SYSTEM - As a minimum the vehicle shall have the OEM restraints. If the participant chooses to install 5 or 6 point driving harnesses, these harnesses must include an antisubmarine strap and be mounted in an approved manner consistent the manufacturer's instructions. It is **MANDATORY** that the Harness System be used in conjunction with a seat which has the supplied routing holes for the shoulder and anti-submarine belts. The use of H-style harness shoulder belts is no longer allowed by the PCA. Equal restraints required for driver & passenger. **A passenger seat is required for all vehicles.**

ROLL BAR - Open air vehicles must have OEM, operational, roll over protection OR properly installed roll bars that meet the broomstick rule. Must be taller than driver & provide protection for passenger also.

BATTERY(S) - Securely fastened & in good condition- no acid leaks or corrosion.

ENGINE BELTS - Tight & in good condition.

LEAKS - No leaks of any fluid- oil, gas, brake or coolant.

RUST- No excessive rust or damage to suspension, chassis parts or body.

FRONT & REAR SUSPENSION - No excessive looseness in steering or suspension. Lower trailing arms to radius rods tight. Tie rods secure. Axle & shock bolts tight. Ball joints in good condition. Axle boots and oil seals in good condition. **WHEEL BEARINGS**- Correct adjustment.

WHEELS - No cracks or bends. All lug nuts engaged. Valve stems must have airtight cap.

TIRES - Good condition. No cracks or bulges. Minimum tread depth of 2/32" across contact patch area recommended.

FIRE EXTINGUISHER - Securely anchored metal-to-metal in reach of driver. BC or ABC rated & fully charged. Recommended but not required.

MUFFLER - Required on all cars; no open exhausts (95 db limit!!!)

LUG NUTS - Remove plastic lug caps & wheel locks. Torque lugs to 90 ft/lbs or to manufacturer's specs.

GAS CAP - Gasket intact & cap tightened.

ROOF PANELS - Must be securely in place; this includes Targas and sunroofs.

LOOSE ITEMS -Remove all loose items from trunk & interior- including items in glove compartment, door pockets, etc.

HELMET - MUST BE year **2005** or later. SNELL rating required (sticker must be attached- look inside). SNELL "SA" recommended. A helmet with only a DOT rating is **NOT ACCEPTABLE**.

CARS NOT PERMITTED – As of 2012 all open wheeled cars are prohibited. All cars with an open cockpit like a Lotus 7 or Caterham are prohibited. All cars requiring methanol based fuels are prohibited. Should there be any question about the suitability and safety of a vehicle, the final determination will be made by the Chief Instructors/Safety Chair.

We also highly recommend that you have your vehicle inspected by a maintenance facility of your choice prior to the participation in our event. If you have any questions regarding these inspection criteria please contact:

Dale Rabeneck, Track Chair 412-877-4361 Mobile phone or dalerrabeneck@gmail.com



ARPCA 2012 SAFETY INSPECTION FORM

CAR MAKE _____ MODEL _____ COLOR _____ LICENSE NO. _____

As a participant in this driving event, you are responsible for the safety of your car. The following is a minimum list of items which should be checked by a competent service facility prior to the event. The inspection performed at our events is a safety check of several items on this list. It is an effort to assure your compliance with this requirement. The safety check at the track is not a complete tech inspection. Allegheny Region PCA and its designated safety inspectors assume no responsibility for the safety of your vehicle. Any car found to be improperly prepared will not be permitted to participate. There will be no refund if your car fails to pass the safety check.

Initial each item.

- ____ 1. **WINDSHIELD & MIRRORS** - No cracks. Functional wipers with good blades. - At least one securely mounted rear view mirror
- ____ 2. **BRAKE LIGHTS** - Functional.
- ____ 3. **PEDALS** - Free return & in good operating condition. Firm brake pedal. THROTTLE RETURN- Freely operating linkage & good springs
- ____ 4. **BRAKES & BRAKE FLUID** - Sufficient brake linings or pads. No cuts or abrasions in brake lines. Check rotors condition. Brake fluid should be flushed prior to all high speed track events. At the very least, manufacture's recommendations should be followed. Fluid level should be topped up to maximum factory level.
- ____ 5. **HARNES SYSTEM** - As a minimum the vehicle shall have the OEM restraints. If the participant chooses to install 5 or 6 point driving harnesses, harnesses must include an antisubmarine strap and be mounted in an approved manner consistent the manufacturer's instructions. It is MANDATORY that the Harness System be used in conjunction with a seat which has the supplied routing holes for the shoulder and anti-submarine belts. The use of a H-style harness shoulder belts is no longer allowed by PCA. Equal restraints required for driver & passenger.
- ____ 6. **ROLL BAR** - Open air vehicles must have OEM, operational, roll over protection OR properly installed roll bars that meet the broomstick rule. Must be taller than driver & provide protection for passenger also.
- ____ 7. **BATTERY(S)** - Securely fastened & in good condition- no acid leaks or corrosion.
- ____ 8. **ENGINE BELTS** - Tight & in good condition.
- ____ 9. **LEAKS** - No leaks of any fluid- oil, gas, brake or coolant.
- ____ 10. **RUST**- No excessive rust or damage to suspension, chassis parts or body.
- ____ 11. **FRONT & REAR SUSPENSION** - No excessive looseness in steering or suspension. Lower trailing arms to radius rods tight. Tie rods secure. Axle & shock bolts tight. Ball joints in good condition. Axle boots and oil seals in good condition. WHEEL BEARINGS- Correct adjustment.
- ____ 12. **WHEELS** - No cracks or bends. All lug nuts engaged. Valve stems must have airtight cap.
- ____ 13. **TIRES** - Good condition. No cracks or bulges. Minimum tread depth of 2/32" across contact patch area recommended.
- ____ 14. **FIRE EXTINGUISHER** - Securely anchored metal-to-metal in reach of driver. BC or ABC rated & fully charged. Recommended but not required.
- ____ 15. **MUFFLER** - Required on all cars; no open exhausts (100 db limit!!!)

Your vehicle will be presented to track tech inspector, ready to run.

- 1. **LUG NUTS** - Remove plastic lug caps & wheel locks. Torque lugs to 90 ft/lbs or to manufacturer's specs.
- 2. **GAS CAP** - Gasket intact & cap tightened.
- 3. **ROOF PANELS** - Must be securely in place; this includes Targas and sunroofs.
- 4. **LOOSE ITEMS** -Remove all loose items from trunk & interior- including items in glove compartment, door pockets, etc.
- 5. **HELMET** - MUST BE year **2005** or later. SNELL rating required (sticker must be attached- look inside). SNELL "SA" recommended. A helmet with only a DOT rating is NOT ACCEPTABLE.

In consideration of my participation in this event, I have had the above items checked. I and the inspection shop certify that they meet or exceed the requirements. I agree to indemnify and hold harmless the organizers of the event, and their agents, with respect to responsibility for the condition and preparation of my car, or any subsequent mechanical failures or resulting damage to my car or its occupants as a result of any such failures. I acknowledge that at all times I am solely responsible for the safety and road worthiness of my car and I am not relying on the safety check made by this event's inspectors in deciding whether or not to drive my car.

I hereby certify that I have no physical or mental problems which could jeopardize myself or others if I participate in this event.

DRIVER

NAME (print) _____
 SIGNATURE _____
 DATE _____
 DR LIC NO. _____
 STATE/EXP DATE _____
 ST. ADDRESS _____
 CITY/STATE/ZIP _____

All drivers must have their own form.

INSPECTION FACILITY

NAME _____

 SIGNATURE OF INSPECTOR

Inspection facilities please complete one form for each driver of this vehicle.

This form must be presented at time of track inspection.